

# PM writing

3

## Exemplars for Teaching Writing



Recount

Description

Information  
Report

Narrative

Procedure



Exposition

Explanation

Discussion



IWB  
CD-ROM  
included



# Exemplars for Teaching Writing

Patricia Ciuffetelli

## Contents

Moon Walk (Recollection)	2
The Moon (Description)	8
Firefighters (Information Report)	14
The Great BMX Race (Narrative)	20
Recycling Paper (Procedure)	26
Fundraiser – Red Clothes Day at High Cliff School (Exposition)	32
How Paper Is Recycled (Explanation)	38
Should Girls Be Allowed to Race Against Boys in BMX Competitions? (Discussion)	44

# The Moon

The Moon is a huge ball that is made of rock. It has no water and no life.

## Size

The Moon is about one-quarter the size of Earth.

## Surface

The Moon's surface is made up of rocks. Some of the rocks are very small. The very small rocks are called moon dust.

There are hundreds of different sized holes on the surface of the Moon. They are called craters.

## Atmosphere

The Moon has no atmosphere to protect the surface from the powerful rays of the Sun. The surface becomes very hot when the Sun shines on it.

## Movement

The Moon spins as it orbits the Earth once every 27 days.

The Moon is a dry ball of rock with no life. It is an interesting place to learn about.



## The Moon

The Moon is a huge ball that is made of rock. It has no water and no life.

### Size

The Moon is about one-quarter the size of Earth.

### Surface

The Moon's surface is made up of rocks. Some of the rocks are very small. The very small rocks are called moon dust.

There are hundreds of different sized holes on the surface of the Moon. They are called craters.

## Atmosphere

The Moon has no atmosphere to protect the surface from the powerful rays of the Sun. The surface becomes very hot when the Sun shines on it.

## Movement

The Moon spins as it orbits the Earth once every 27 days.

The Moon is a dry ball of rock with no life. It is an interesting place to learn about.

### Title

### Introduction

Who or what is it?

### Characteristics

What special features does the person, place or thing have? What can the person or thing do? What is the place used for?

### Evaluation

How does the writer feel about this person, place or thing?

## The Moon

The Moon is a huge ball that is made of rock. It has no water and no life.

### Size

The Moon is about one-quarter the size of Earth.

### Surface

The Moon's surface is made up of rocks. Some of the rocks are very small. The very small rocks are called moon dust.

There are hundreds of different sized holes on the surface of the Moon. They are called craters.

### Atmosphere

The Moon has no atmosphere to protect the surface from the powerful rays of the Sun. The surface becomes very hot when the Sun shines on it.

### Movement

The Moon spins as it orbits the Earth once every 27 days.

The Moon is a dry ball of rock with no life. It is an interesting place to learn about.

-  Nouns
-  Adjectives
-  Present tense relating verbs (*is, are, has, have*)

## The Great BMX Race

After school, Sarah and her friend Josh always rode their bikes down at the local BMX track. One afternoon, they found out that a BMX competition was going to be held at the track on Saturday.

“There’s no use you entering,” Josh said to Sarah, “because you’ll never beat the boys. We’re much stronger and faster than you!”


“We’ll see about that,” replied Sarah, who was determined to win.

On race day, Sarah lined up with the other riders. One of the boys smirked at her.

On the starter’s signal, the eight riders set off at full speed. Sarah gritted her teeth and pedalled harder than she had ever pedalled before. Down the steep hill and around the berms she raced, catching the leaders, Ahmed and Josh.

The huge crowd cheered as Sarah landed the double jump safely and crossed the finish line first.

“Terrific race, Sarah!” shouted Josh. “You’re definitely as fast as the boys!”



## The Great BMX Race

After school, Sarah and her friend Josh always rode their bikes down at the local BMX track. One afternoon, they found out that a BMX competition was going to be held at the track on Saturday.

“There’s no use you entering,” Josh said to Sarah, “because you’ll never beat the boys. We’re much stronger and faster than you!”

“We’ll see about that,” replied Sarah, who was determined to win.

On race day, Sarah lined up with the other riders. One of the boys smirked at her.

On the starter’s signal, the eight riders set off at full speed. Sarah gritted her teeth and pedalled harder than she had ever pedalled before. Down the steep hill and around the berms she raced, catching the leaders, Ahmed and Josh.

The huge crowd cheered as Sarah landed the double jump safely and crossed the finish line first.

“Terrific race, Sarah!” shouted Josh. “You’re definitely as fast as the boys!”

**Title****Orientation**

When? Who? Where?

**Complication**What was the problem?  
What happened next?**Resolution**

How was the problem solved?

## The Great BMX Race

After school, Sarah and her friend Josh always rode their bikes down at the local BMX track. One afternoon, they found out that a BMX competition was going to be held at the track on Saturday.

“There’s no use you entering,” Josh said to Sarah, “because you’ll never beat the boys. We’re much stronger and faster than you!”




“We’ll see about that,” replied Sarah, who was determined to win.

On race day, Sarah lined up with the other riders. One of the boys smirked at her.

On the starter’s signal, the eight riders set off at full speed. Sarah gritted her teeth and pedalled harder than she had ever pedalled before. Down the steep hill and around the berms she raced, catching the leaders, Ahmed and Josh.

The huge crowd cheered as Sarah landed the double jump safely and crossed the finish line first.

“Terrific race, Sarah!” shouted Josh. “You’re definitely as fast as the boys!”

-  Nouns
-  Past tense verbs
-  Time and sequence words



# Recycling Paper

## Goal

To make new paper from used paper.

## Materials

You will need:

- a large bucket of warm water
- shredded paper
- a wooden spoon
- a wire screen
- paper towels
- two dry towels
- a rolling pin.

## Steps

1. Place the shredded paper into the bucket of warm water to soak.
2. Mix the paper and water with the wooden spoon.
3. Pour the pulp onto the screen and spread it out until it is smooth.

4. Let the extra water drain off.
5. Place a sheet of paper towel on the pulp and press gently.
6. Lift the paper towel off the pulp.
7. Remove the paper from the wire screen and place between two towels.
8. Roll the rolling pin over the towels.
9. Remove the towels and allow the new paper to dry in a warm place.



## Recycling Paper

### Goal

To make new paper from used paper.

### Materials

You will need:

- a large bucket of warm water
- shredded paper
- a wooden spoon
- a wire screen
- paper towels
- two dry towels
- a rolling pin.

### Steps

1. Place the shredded paper into the bucket of warm water to soak.
2. Mix the paper and water with the wooden spoon.
3. Pour the pulp onto the screen and spread it out until it is smooth.

4. Let the extra water drain off.
5. Place a sheet of paper towel on the pulp and press gently.
6. Lift the paper towel off the pulp.
7. Remove the paper from the wire screen and place between two towels.
8. Roll the rolling pin over the towels.
9. Remove the towels and allow the new paper to dry in a warm place.

**Title**

**Goal**

What is going to be made or done?

**Materials**

What is needed?

**Steps**

How will it be made or done?

## Recycling Paper

### Goal

To make new paper from used paper.

### Materials

You will need:

- a large bucket of warm water
- shredded paper
- a wooden spoon
- a wire screen
- paper towels
- two dry towels
- a rolling pin.

### Steps

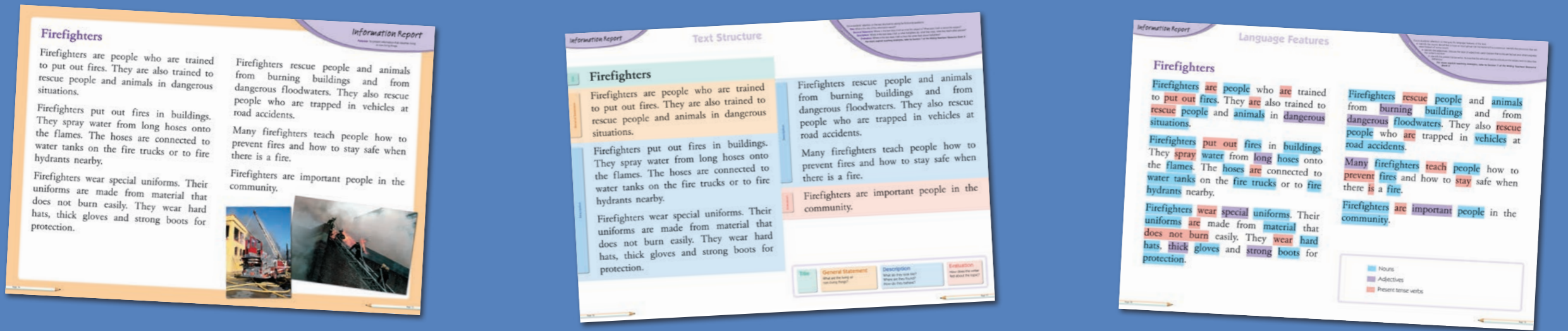
- Place the shredded paper into the bucket of warm water to soak.
- Mix the paper and water with the wooden spoon.
- Pour the pulp onto the screen and spread it out until it is smooth.

- Let the extra water drain off.
- Place a sheet of paper towel on the pulp and press gently.
- Lift the paper towel off the pulp.
- Remove the paper from the wire screen and place between two towels.
- Roll the rolling pin over the towels.
- Remove the towels and allow the new paper to dry in a warm place.

- Nouns
- Adjectives
- Present tense verbs (to direct the reader)

PM Writing has been specifically developed for use in the first eight years of school. The *PM Writing 3 Exemplars for Teaching Writing* introduce the key text types at this developmental stage, allowing teachers to model the conventions of written language in whole-class and small-group sessions.

Within the books, exemplars of the text types are presented and deconstructed. Each text type exemplar is presented over three double-page spreads:



- on the first spread, the text is presented for shared reading
- on the second spread, the text structure is deconstructed
- on the third spread, the key language features of the text are highlighted

Teacher Focus notes appear on each spread, featuring key teaching points and a teacher talk related directly to the text structure and language features of the text type.

The *Interactive Whiteboard CD-ROM* found in the *Exemplars for Teaching Writing* books can be used on any interactive whiteboard, allowing teachers and students to interact with the text on each of the spreads in the Exemplars books.

- Text Presentation screen – edit and rewrite parts of the text and import a new image as desired
- Text Structure screen – focus on the structural elements of the text, interacting with the text by editing and rewriting as desired
- Language Features screen – work with any of the key language features of the text type to build vocabulary knowledge.

### PM Writing 3 components:



• *Exemplars for Teaching Writing Book 3 and Book 3+ with IWB CD-ROMs*

• *18 Levelled Exemplar Texts (Levels 20–25)*

• *English Language Reference Book*

• *Student Resource CD-ROM 3*

• *Teachers' Resource Book 3*

• *Student Book 3*

• *PM Writing Interactive Writing Pro Forms*

• *PM Writing Lesson Planner*

• *PM Writing Teaching in Practice*