

PM

Handwriting

Queensland Modern Cursive

3



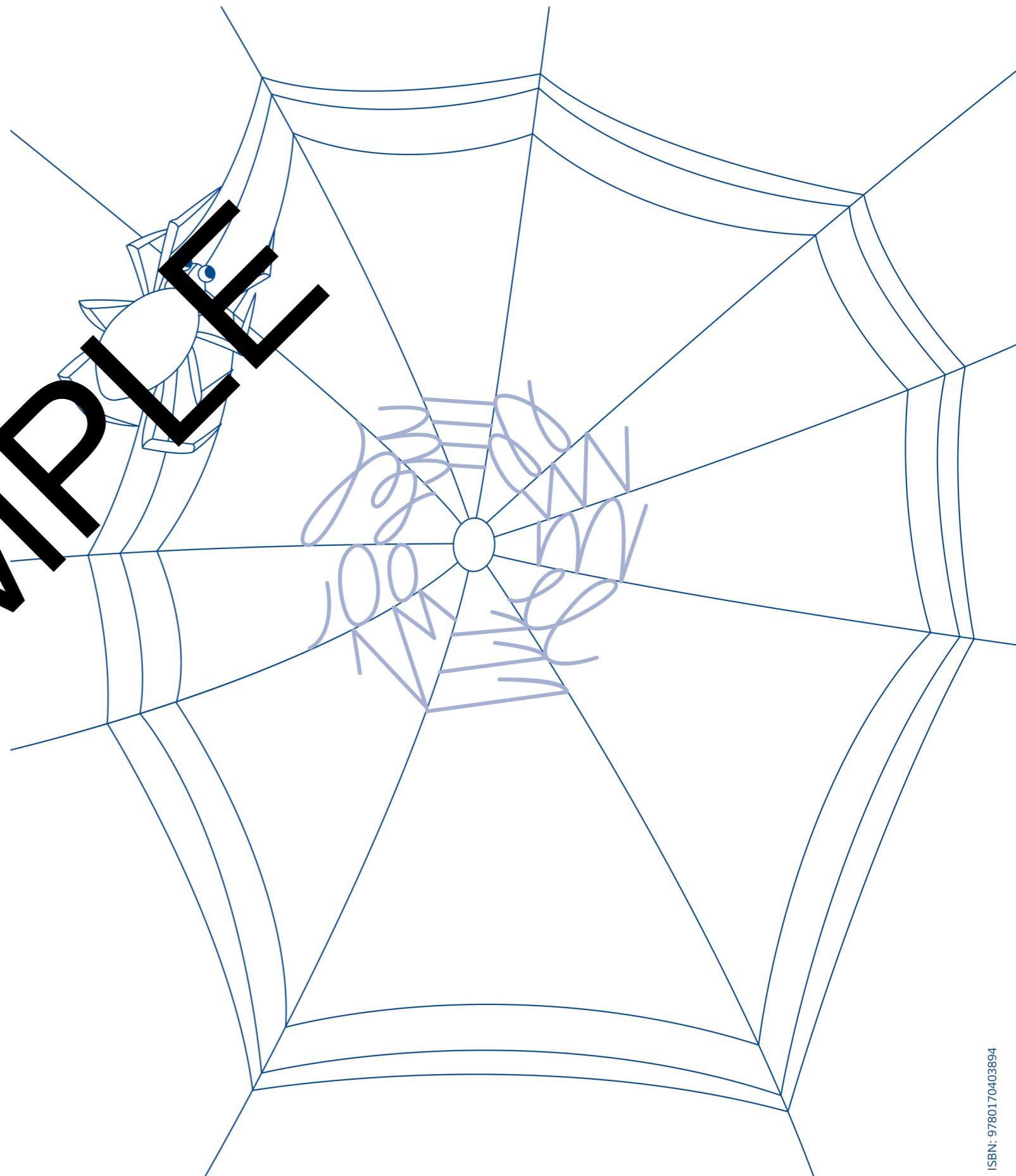
Deborah
Davis

Contents

Are you ready to write?	2	Horizontal joins to head and body letters	29	Patterns challenge	46
Revision	3	The letter 'r'	29	Consolidation	48
Beginner's Alphabet	3	Letters that do not join	31	Reviewing all scripts	48
Exits and entries	11	Clockwise finishers	31	Converting between scripts	49
Introducing joins	16	The letter 'q'	32	Capital letters	50
Diagonal joins	17	Top finishers and the letter 'e'	33	Numbers	51
Diagonal joins to pointed entries	17	Revising letters that do not join	34	Letter pairs	52
Diagonal joins to rounded entries	18	Patterns for fluency	36	Pencil lifts	54
Diagonal joins to head and body letters	20	The letter 'f'	37	The letter 'r' – joined and unjoined	56
Diagonal joins to 'e' and 'o'	22	Joining from 'f'	37	The letter 'f' – convert and sort	57
Shoulder letters and drop-on joins	24	Joining to 'f'	38	Patterns – combining all movements	58
Shoulder letters	24	Double 'f'	38	Building fluency	59
Drop-on joins	24	The letter 's'	40	Practising Queensland Modern Cursive script	59
Horizontal joins	28	's' as a clockwise finisher	40	Final self-assessment	63
Horizontal joins to rounded entries	28	Modified 's' in diagonal joins	40	Teacher observation guide	64
Horizontal joins to pointed entries	28	Horizontal joins to 's'	41		
		Double 's'	41		
		Crossing double 't'	44		

Patterns for fluency

Stretch the patterns in the web. Slowly rotate your page in a clockwise direction as you complete each pattern.



PM Handwriting 3 learning features

Activities for students to revise the Beginner's Alphabet and exits and entries before transitioning to Queensland Modern Cursive script

Carefully sequenced activity pages based on increasing complexity, gradually introducing the skills required to write in cursive script with success

Regular student tips and reminders, encouraging self-correction where required

Large letter models in two colours to introduce or reinforce the skill or join

Practising the join within letter pairs or words

SAMPLE

Practising the join within a passage of text

Frequent self-assessments, quizzes and word activities to reinforce skills

QR code linked to online extension activities on some pages

Introducing joins



giraffe
giraffe

exits and entries

cursive

Copy the text using exits and entries.

Join lines join one letter to the next.

They should be straight and quick.



In cursive, most letters are joined.

Trace and copy these patterns to practise join lines.

acaca hihhi mnmnm

eleelel twtwt awawa

Diagonal joins

Remember: a diagonal join is a quick join.

ai → ai



Try adding a join line to each letter pair.

ci eu av ti
dn hi ki lu
mu ni ty cu

Diagonal joins to pointed entries

These letter pairs show diagonal joins to pointed entries. Practise the join.

au ci ly mu ni hy ej

ki lu mi nu ty ui ai

Joining to 'f'

afe

Continue the exit of the letter before and form a loop in 'f'. Use the crossbar of 'f' to join to the next letter.



Copy these words.

life safety powerful wolf


perfect magnificent peaceful

horrified soft overflow after

Double 'f'

iff

The loop can be formed from a diagonal join or a horizontal join.



Copy these words.


different difficult sniff

buffalo off stuff diff

bluff effort offend offer

Practise joining to the letter 'f'. Copy the text.

Caribou



A herd of fifty caribou were

moving south from the frozen lands.

In the south, they sought shelter

in the forests of fir trees. A single

wolf was following the caribou herd,

in the hope of finally catching one.

SAMPLE



Circle the words that have a looped 'f' when written in cursive.

fern afraid jellyfish dwarf

cupful wafer frown office

floating football confuse



get.ga/PMWA30

ISBN: 9780170403894

ISBN: 9780170403894

PM Handwriting is a carefully sequenced program of handwriting instruction for Prep to Year 6. It is designed to support students in developing a fluent, legible and automatic handwriting style.



A comprehensive handwriting program for Queensland:

- | | | | | | | |
|---|---|--|--|--|--|--|
| P | 1 | 2 | 3 | 4 | 5 | 6 |
| PM Handwriting Queensland Beginner's Alphabet
<i>Prep</i>
9780170403863 | PM Handwriting Queensland Beginner's Alphabet
<i>Year 1</i>
9780170403870 | PM Handwriting Queensland Modern Cursive
<i>Year 2</i>
9780170403887 | PM Handwriting Queensland Modern Cursive
<i>Year 3</i>
9780170403894 | PM Handwriting Queensland Modern Cursive
<i>Year 4</i>
9780170403900 | PM Handwriting Queensland Modern Cursive
<i>Year 5</i>
9780170403917 | PM Handwriting Queensland Modern Cursive
<i>Year 6</i>
9780170403924 |